







GAM835



Mixed Service All Position Tire – Chip/Cut Resistant Compound



Features	Benefits
 <p>Optimized tread width ratio</p>	Uniform block stiffness delivers even wear and long mileage
 <p>Three zigzag grooves with Y-style design</p>	Increased traction with reduced stone retention
 <p>Shoulder stepped groove design</p>	Improved protection of casing, increased stability and comfort for the driver
 <p>Deep tread design with cut and chip resistant compound</p>	Superb resistance to tread tearing, impacts and casing damage in on/off road conditions

Tire Size	Item Code	PR	LR	LI/SR	Approved Wheel	Allowed Wheel	Max Load Single	Max Load Dual	Section Width	Static Loaded Radius	Overall Diameter	Tread Depth	RPM	Weight
					Inch	Inch	(Lbs.@ PSI)	(Lbs.@ PSI)	Inch	Inch	Inch	32nds		Lbs.
11R22.5	100EV1494Q	16	H	148/145 K	8.25	7.50	6,940@123	6,395@123	11.0	19.3	41.5	24	501	133
315/80R22.5	100EV1182Q	22	M	161/157 J	9.00	9.75	10,200@131	9,090@131	12.3	19.7	42.4	24	490	156
11R24.5	100EV1623Q	16	H	149/146 K	8.25	7.50	7,160@120	6,610@120	11.0	20.3	43.5	24	478	143

PR Ply Rating LR Load Range LI Load Index SR Speed Rating RPM Revolutions Per Mile

Product details given for information only. Giti reserves the right to modify details of products and services at any time and without notice.



COMMERCIAL TRUCK TIRES